



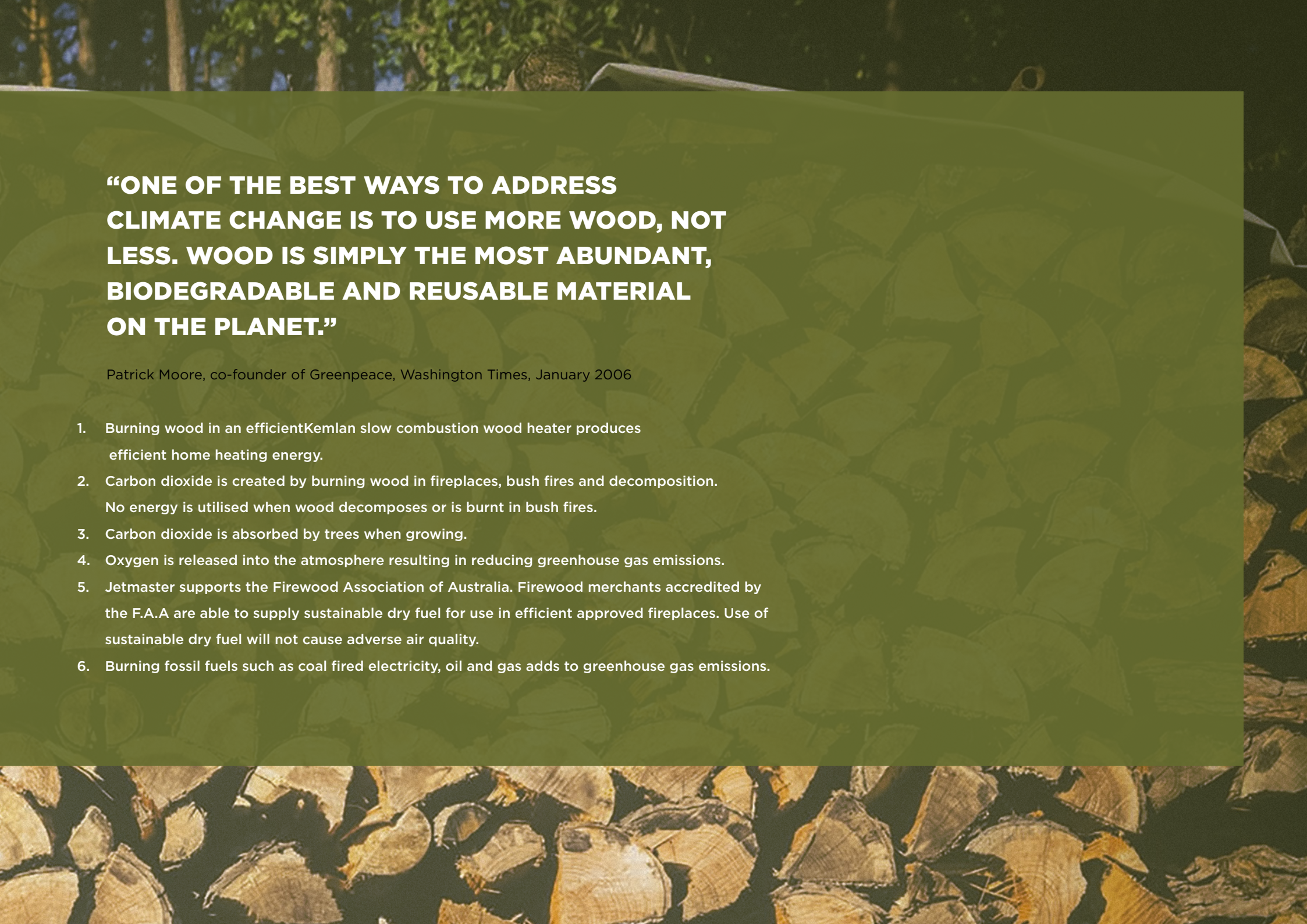
SLOW COMBUSTION

TIMBER. IT'S RENEWABLE, IT'S SUSTAINABLE, IT'S LOOKING AFTER YOU AND THE PLANET.

"In terms of limiting net greenhouse gas emissions, firewood is generally more favourable for domestic heating than other non-renewable fossil fuel sources of energy."

Australian Greenhouse Office Life Cycle Assessment of
Greenhouse Gas Emissions from Domestic Woodheating





“ONE OF THE BEST WAYS TO ADDRESS CLIMATE CHANGE IS TO USE MORE WOOD, NOT LESS. WOOD IS SIMPLY THE MOST ABUNDANT, BIODEGRADABLE AND REUSABLE MATERIAL ON THE PLANET.”

Patrick Moore, co-founder of Greenpeace, Washington Times, January 2006

1. Burning wood in an efficientKemlan slow combustion wood heater produces efficient home heating energy.
2. Carbon dioxide is created by burning wood in fireplaces, bush fires and decomposition. No energy is utilised when wood decomposes or is burnt in bush fires.
3. Carbon dioxide is absorbed by trees when growing.
4. Oxygen is released into the atmosphere resulting in reducing greenhouse gas emissions.
5. Jetmaster supports the Firewood Association of Australia. Firewood merchants accredited by the F.A.A are able to supply sustainable dry fuel for use in efficient approved fireplaces. Use of sustainable dry fuel will not cause adverse air quality.
6. Burning fossil fuels such as coal fired electricity, oil and gas adds to greenhouse gas emissions.



TEMPO STACK



TEMPO 3 PEDESTAL



TEMPO 3 LEGS

TEMPO SERIES

Available in 3 beautiful styles, the Tempo 3 is a beautifully modern replacement of the traditional pot belly stove.

FEATURES

- Environmentally friendly
- Preheated primary airwash system ensures a clean view of the fire
- Suburb radiant heater
- Large glass ceramic viewing area
- High heat output
- Natural convection system
- Cook top surface



ULTRA CLEAN
BURN

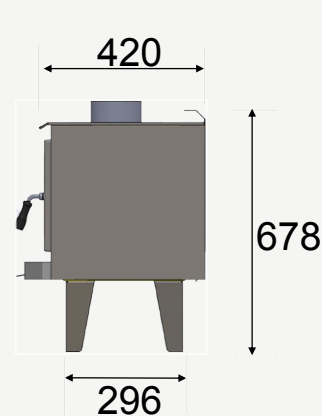
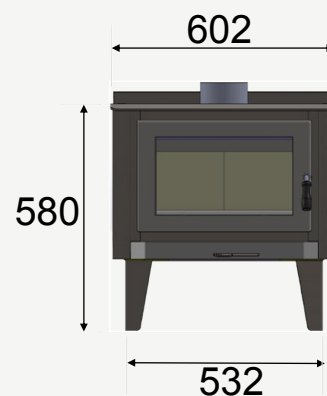


LONG BURN
TIMES

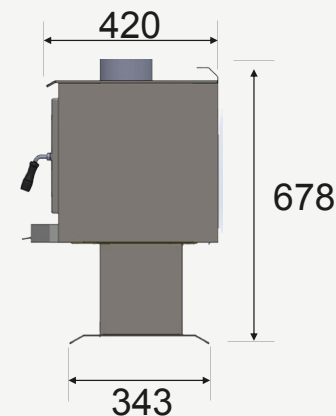
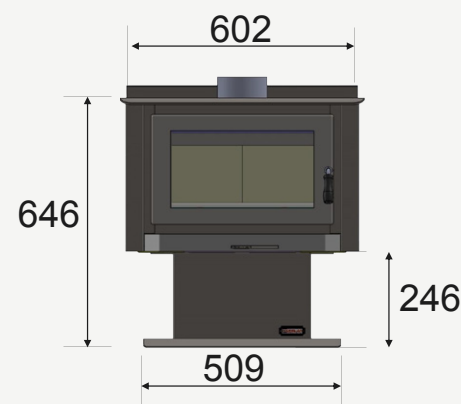


HIGH HEAT
OUTPUT
100-180m²

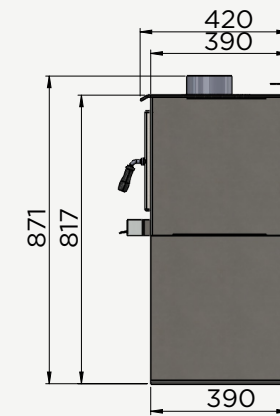
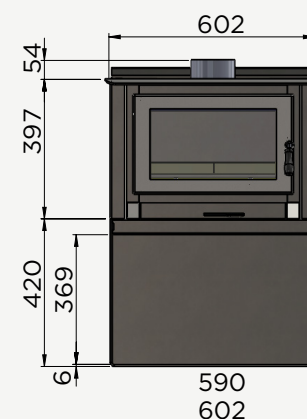
TEMPO 3 LEGS



TEMPO 3 PEDESTAL



TEMPO STACK





TEMPO GRAND

The Tempo Grand provides the same popular aesthetic features as our entry level Tempo series models but bigger and bolder along with a high heating capacity.

FEATURES

- Environmentally friendly
- Preheated primary airwash system ensures a clean view of the fire
- Suburb radiant heater
- Large glass ceramic viewing area
- High heat output
- Natural convection system
- Cook top surface
- Optional 3 speed fan



ULTRA CLEAN
BURN



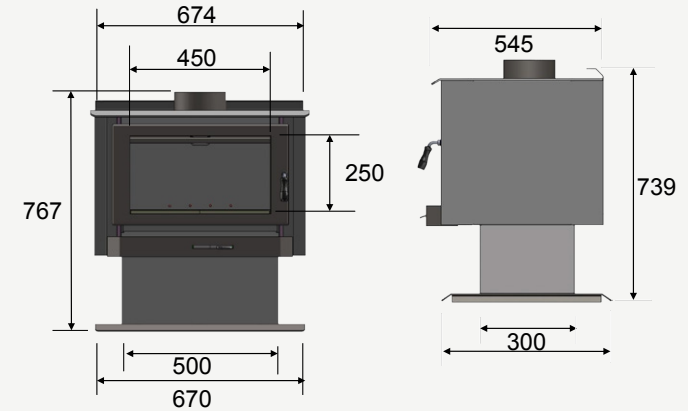
LONG BURN
TIMES



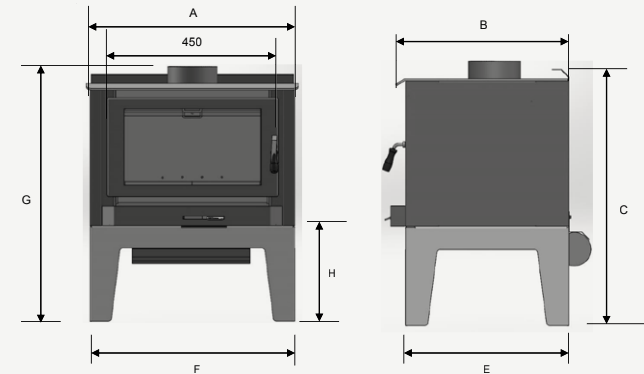
HIGH HEAT
OUTPUT
180-260m²

MODEL	A	B	C	D	E	F	G	H	I
TEMPO LEGS	674	545	812	700	515	674	810	314	-
TEMPO MERIDIAN	674	545	917	700	515	674	943	420	-

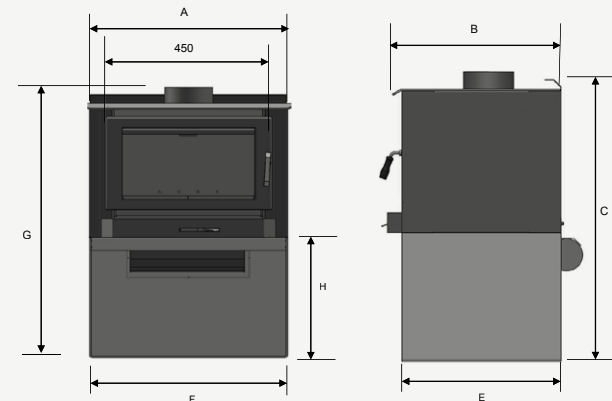
TEMPO GRAND



TEMPO LEGS



TEMPO MERIDIAN





CUBE

The Kemlan Cube combines clean effective heating with sleek minimalist design.

FEATURES

- Environmentally friendly
- Standard colour: Satin Black
- Folded 6mm steel firebox
- One slide control for ease of operation
- Single sided unit comes with fan
- Large glass ceramic viewing area
- Preheated primary airwash system ensures a clean view of the fire
- Suburb radiant heater
- Natural convection system
- 10 year warranty



ULTRA CLEAN
BURN

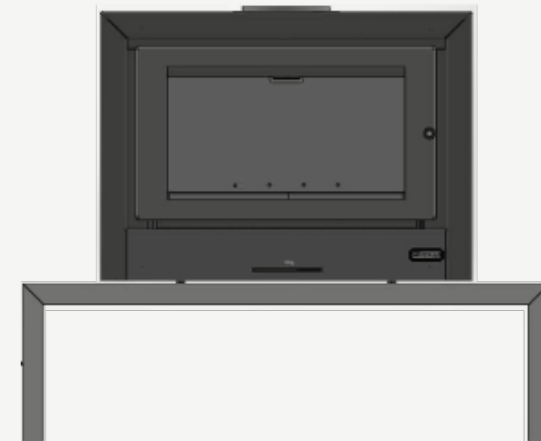


LONG BURN
TIMES

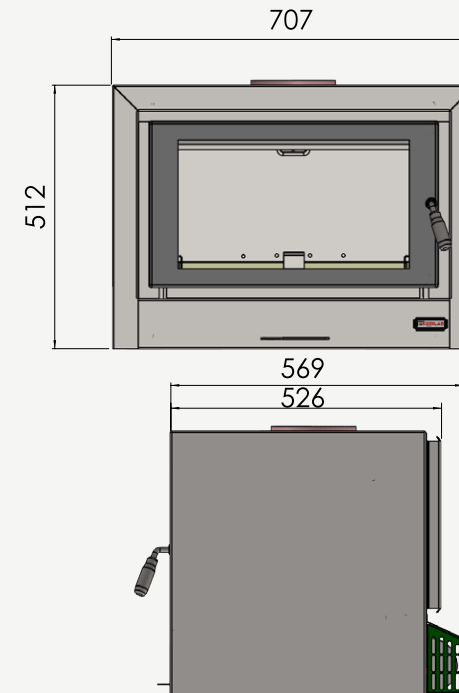


HIGH HEAT
OUTPUT
180-260m²

STANDARD BASE



SINGLE SIDED





SEE THROUGH CUBE

The See Through Cube is a stunning double sided fire that will make a beautiful centrepiece to any modern home.

This innovative fire can be loaded from both sides and incorporates a two way natural convection system that allows you to evenly heat a large room while taking up minimal space.

Enjoy a remarkable view from every angle.

Available with two different fixed bases (Meridian or Sphere) as well as a contemporary steel bench option.

FEATURES

- Environmentally friendly
- Standard colour: Satin Black
- Folded 6mm steel firebox
- One slide control for ease of operation
- Proudly Australian made



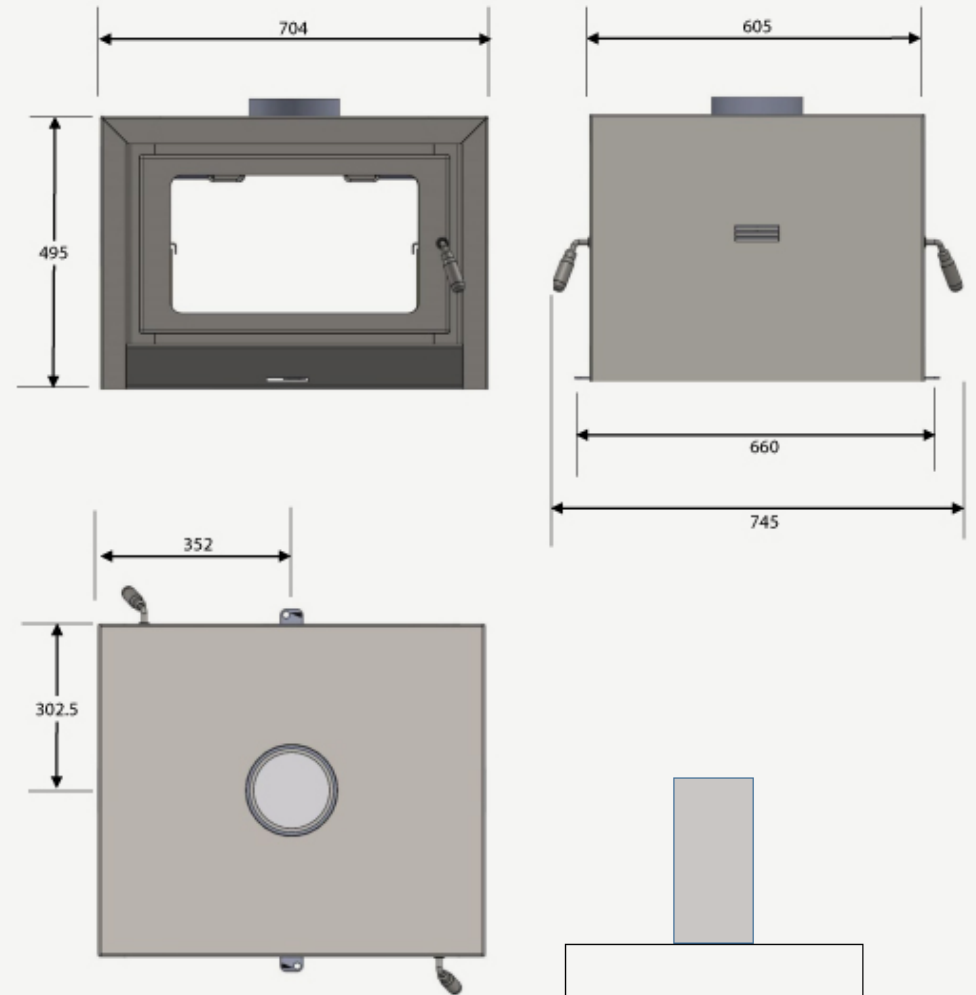
ULTRA CLEAN
BURN



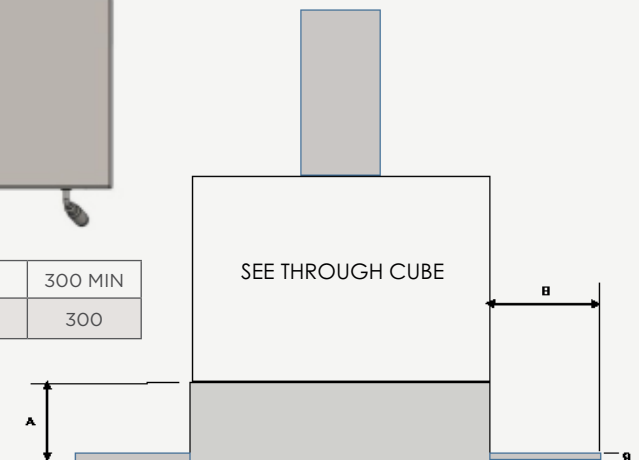
LONG BURN
TIMES



HIGH HEAT
OUTPUT
180-260m²



A	UNIT HEIGHT ABOVE FLOOR	300 MIN
B	HEARTH DIMENSION FORWARD OF UNIT	300



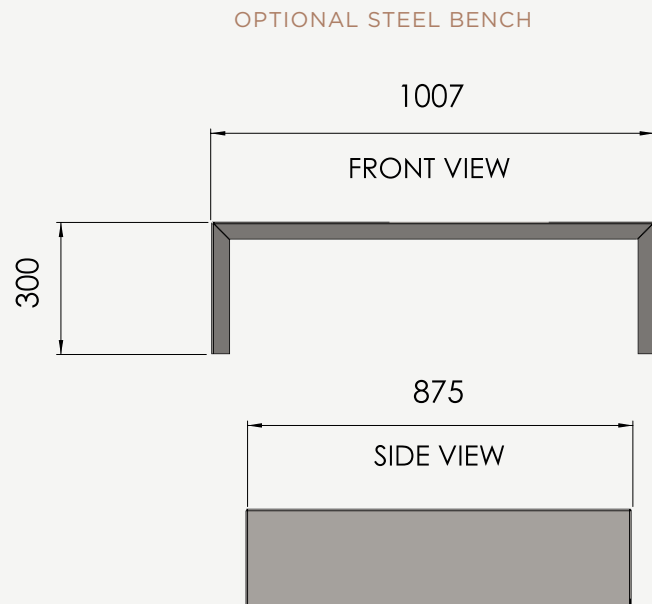


MERIDIAN

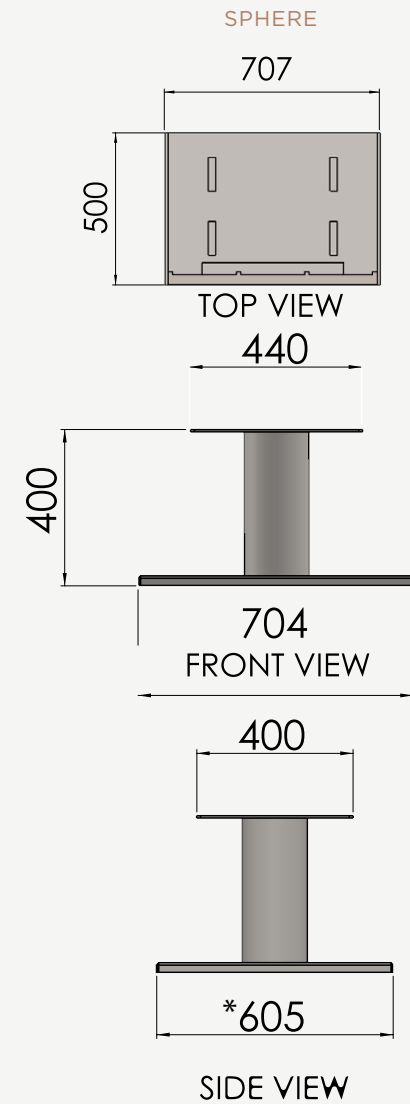
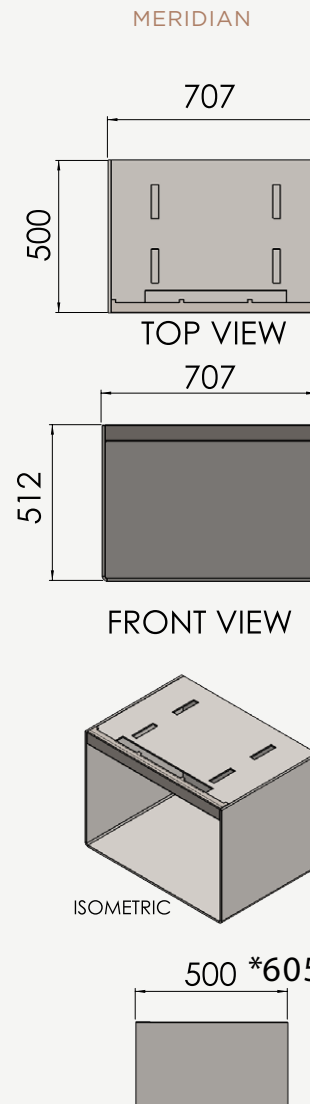


SPHERE

CUBE BASE OPTIONS



*605 double sided base depth
custom sizes available





SUPER NOVA FREESTANDING

The Super Nova provides supreme warmth as a sophisticated free-standing convection heater.

FEATURES

- Environmentally friendly
- Preheated primary airwash system ensures a clean view of the fire
- Fully shielded convection firebox
- Large glass ceramic viewing area
- High heat output
- Natural convection system
- Optional 3 speed fan



ULTRA CLEAN
BURN

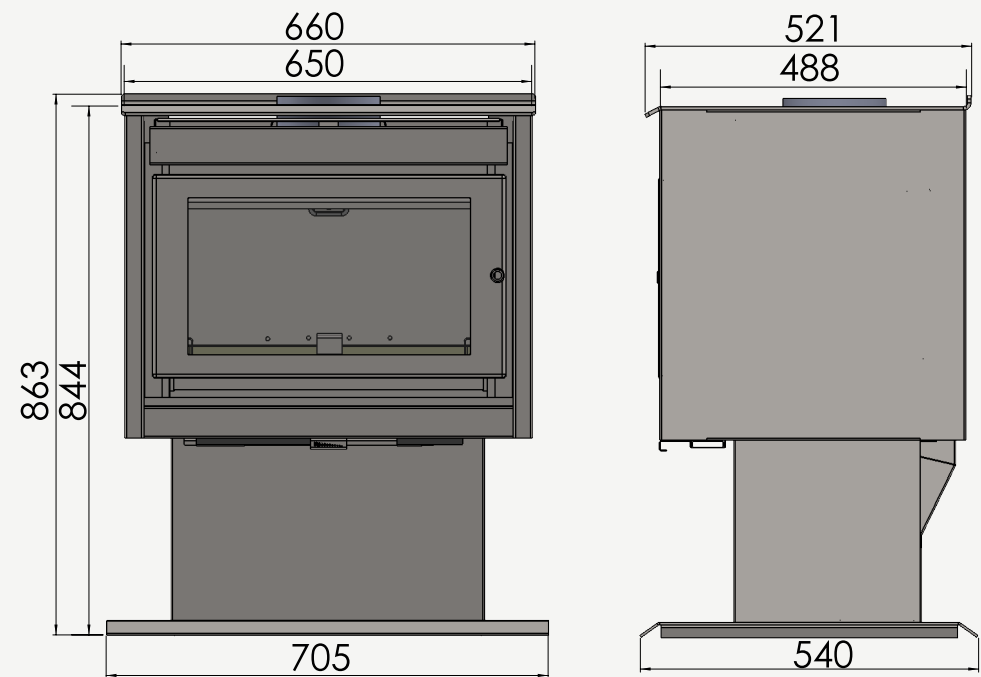


LONG BURN
TIMES



HIGH HEAT
OUTPUT
180-260m²

SUPER NOVA FREESTANDING





C24 SERIES

Ultra efficient the Kemlan C24 Series creates a sense of tradition and ambiance with beautifully efficient heating properties.

FEATURES

- Firebrick-lined floor with ceramic sides and baffle plate and 6mm steel back plate for a robust and durable firebox
- 6-10mm cast iron top convection chamber, base and legs
- 6mm heavy duty steel firebox and fully welded 25mm thick firebrick lined floor
- Standard Colour - Metallic Black
- Proudly made in Australia with a 10 year warranty
- Optional 3 speed fan



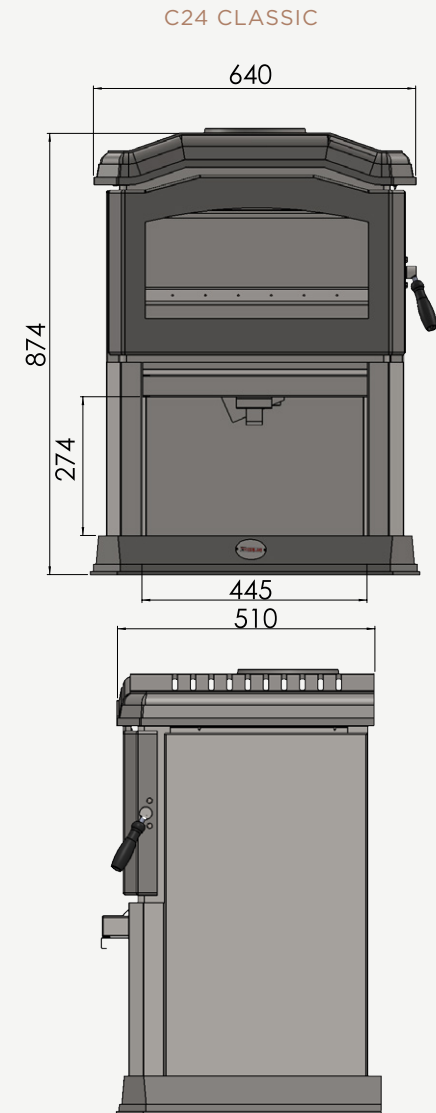
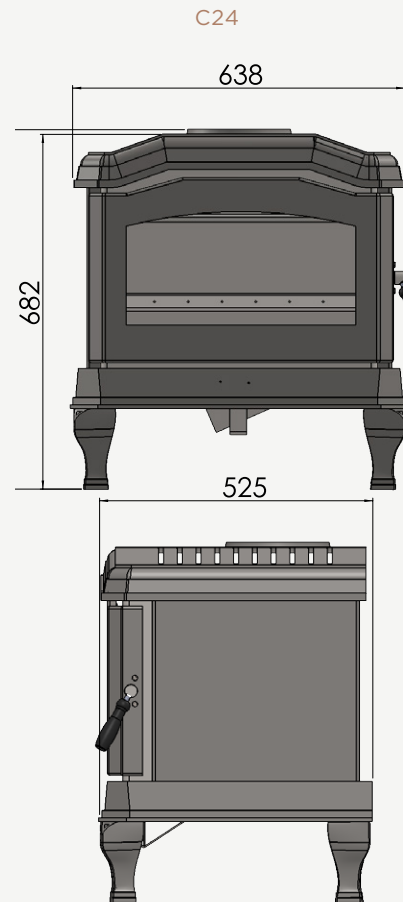
ULTRA CLEAN
BURN



LONG BURN
TIMES



HIGH HEAT
OUTPUT
180-280m²





COUPE SERIES

IN-BUILT OR WALL PENETRATION

The Kemlan Coupe Series is a double-sided unit that comes in in-built or wall penetration models. The Kemlan Coupe burns safely, with the flame behind two large, strong ceramic glass viewing areas on either side. The advanced airwash system keeps the ceramic glass clean throughout the life of the fire and the full shielded firebox incorporates a two-way natural convection system. The Kemlan Coupe system beautifully distributes warmth evenly between two rooms and an optional two-speed fan is available to increase circulation with fan forced convection.

FEATURES

- Unique double-sided fire
- Can be loaded from either side
- Pre- heated air-wash system ensures a clean view from both sides
- Suites single or double brick install
- 2 speed fan standard
- Satin Black standard
- 6mm laser cut mild steel firebox
- Unique Pyro- ceramic baffle
- Australian made with 10 year warranty.



ULTRA CLEAN
BURN

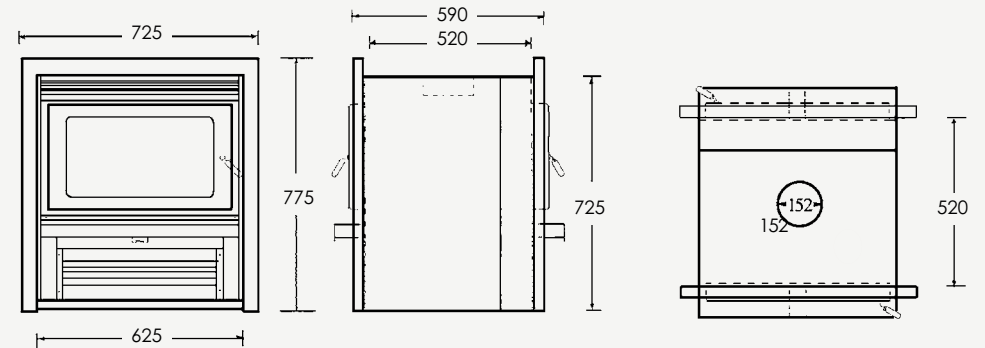


LONG BURN
TIMES

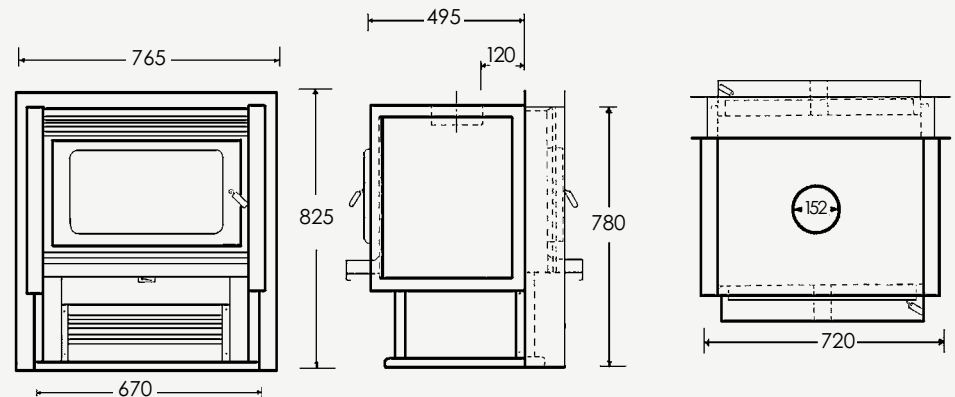


HIGH HEAT
OUTPUT
180-260m²

COUPE IN-BUILT



COUPE WALL PENETRATION





XL FREESTANDING

The Kemlan XL Free-Standing slow combustion heater offers incredibly high heat output and impressive beauty in the home.

FEATURES

- Firebrick-lined floor with ceramic sides and baffle plate and 8mm steel back plate for a robust and durable firebox
- The large clean ceramic glass-viewing area features a preheated primary airwash system which ensures a clean view of the fire
- Standard colour: Satin Black
- Proudly made in Australia with a 10 year warranty
- Standard 3 speed fan



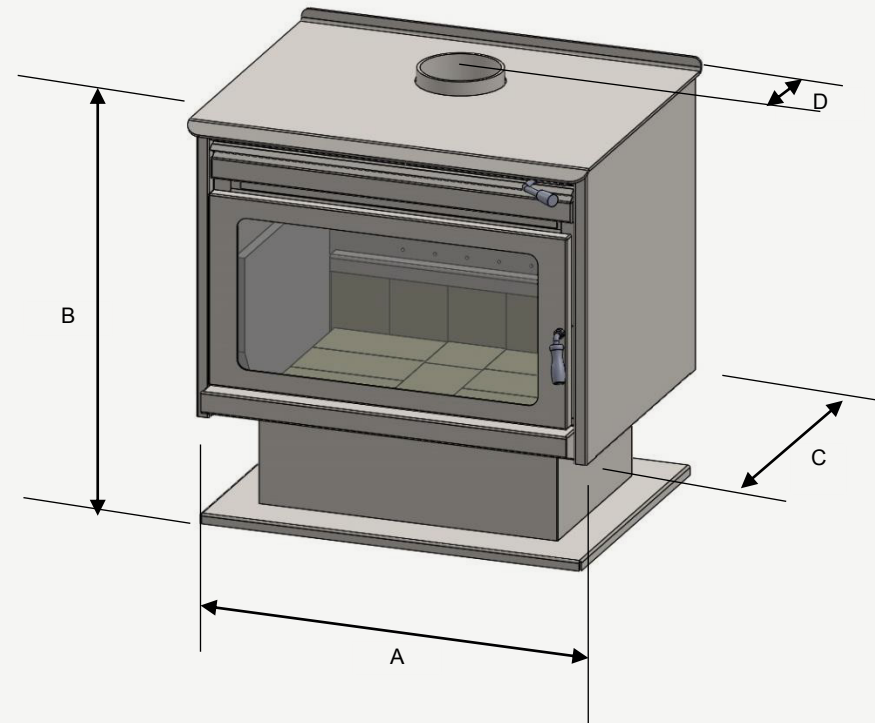
ULTRA CLEAN
BURN



LONG BURN
TIMES



HIGH HEAT
OUTPUT
240-360m²



OVERALL DIMENSIONS:

A - 785mm width
B - 838mm height
C - 603mm depth
D - 250mm depth (centre of flue to back)



CELESTIAL FREESTANDING

Modern and slim in height, the Celestial Freestander offers a large viewing area creating a dramatic centrepiece in the home.

FEATURES

- Ultra Low 0.6 gram particulate
- Up to 10 hours burn time
- Folded 6mm steel firebox, firebrick lined with n14 ceramic baffle creating a robust and durable fire box
- The large clean ceramic glass-viewing area features a preheated primary airwash system which ensures a clean view of the fire
- Proudly made in Australia with a 10 year warranty



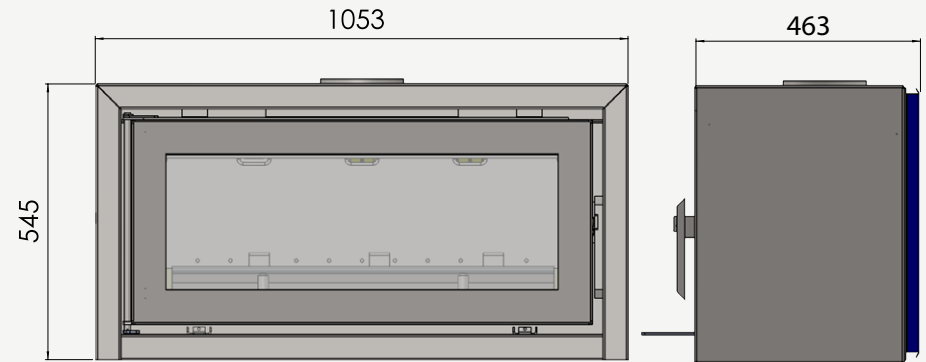
ULTRA CLEAN
BURN




LONG BURN
TIMES




HIGH HEAT
OUTPUT
220 - 360m²



MERIDIAN BASE OPTION



TOP VIEW

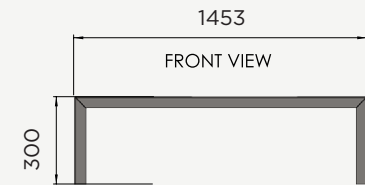


FRONT VIEW



SIDE VIEW

STEEL BENCH OPTION



FRONT VIEW



SIDE VIEW



CELESTIAL 900 INSERT

Modern and slim in height, the Celestial offers a large viewing area creating a dramatic centrepiece in the home.

FEATURES

- Ultra Low 0.6 gram particulate
- Up to 10 hours burn time
- Zero Clearance (into metal framework) box comes as standard
- Convenient and highly efficient Heat Zone Technology
- Firebrick-lined floor with baffle plate and 6mm steel back plate for a robust and durable firebox
- The large clean ceramic glass-viewing area features a preheated primary airwash system which ensures a clean view of the fire
- Proudly made in Australia with a 10 year warranty



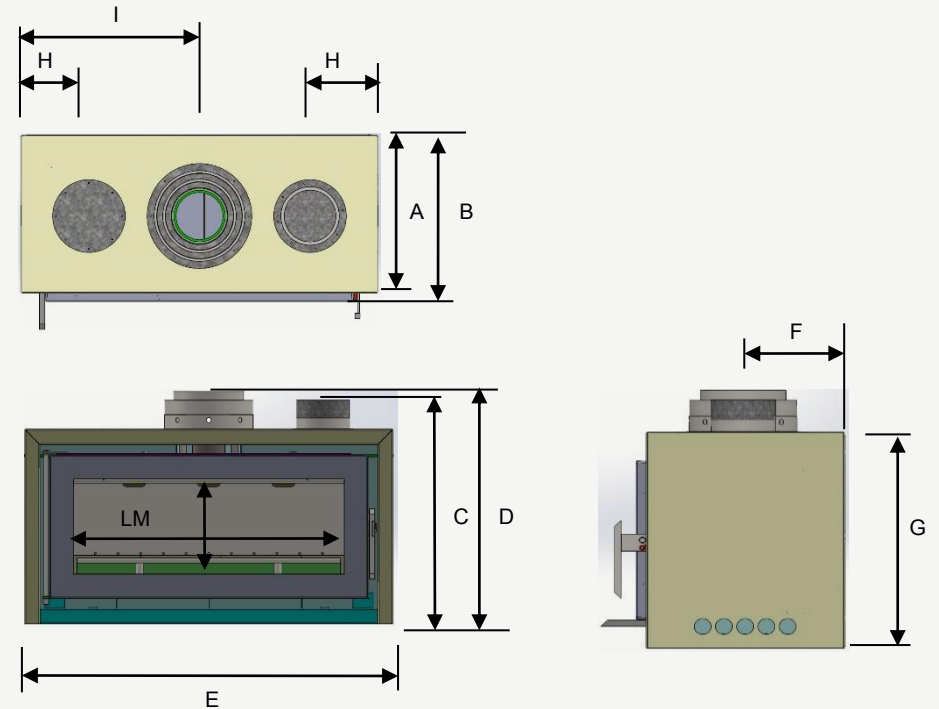
ULTRA CLEAN
BURN



LONG BURN
TIMES



HIGH HEAT
OUTPUT
220 - 360m²



A	B	C	D	E	F	G	H	I	J	K	L	M
468	495	633	653	1054	252	548	202	528	1100	592	776	268



CELESTIAL 900 FAN FORCED INSERT

FEATURES

- Low 1.5g/kg emission rate
- Up to 10 hours burn time
- Optional zero clearance kit available so it can be installed into timber frame work
- Folded 6mm steel firebox, firebrick lined with n14 ceramic baffle creating a robust and durable fire box
- Convenient and highly efficient Heat Zone Technology
- Firebrick-lined floor with baffle plate and 6mm steel back plate for a robust and durable firebox
- The large clean ceramic glass-viewing area features a preheated primary airwash system which ensures a clean view of the fire
- 68% efficiency
- 10 year warranty
- Standard 2 speed fan to maximize your convection air output
- 3mm mild steel secondary air tubes that will give a long life through many years of hot burns
- Premium ceramic baffles that will never bow or wear-out from excessive heat



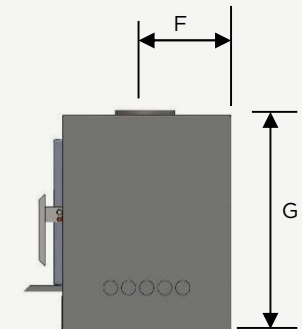
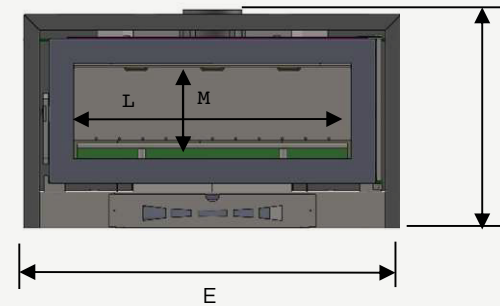
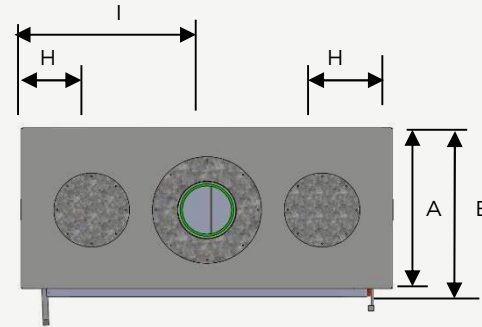
ULTRA CLEAN
BURN



LONG BURN
TIMES



HIGH HEAT
OUTPUT
220 - 360m²



A	B	C	D	E	F	G	H	I	J	K	L	M
468	495	-	608	1054	240	595	202	527	1180	662	776	268



SUPER NOVA INSERT

The Super Nova provides supreme warmth as a sophisticated existing chimney insert.

FEATURES

- Firebrick-lined floor with baffle plate and 6mm steel back plate for a robust and durable firebox
- The large clean ceramic glass-viewing area features a preheated primary airwash system which ensures a clean view of the fire
- Proudly made in Australia with a 10 year warranty
- Standard colour: Satin Black
- Standard 2 speed fan

Please refer to specification page for unit dimensions.



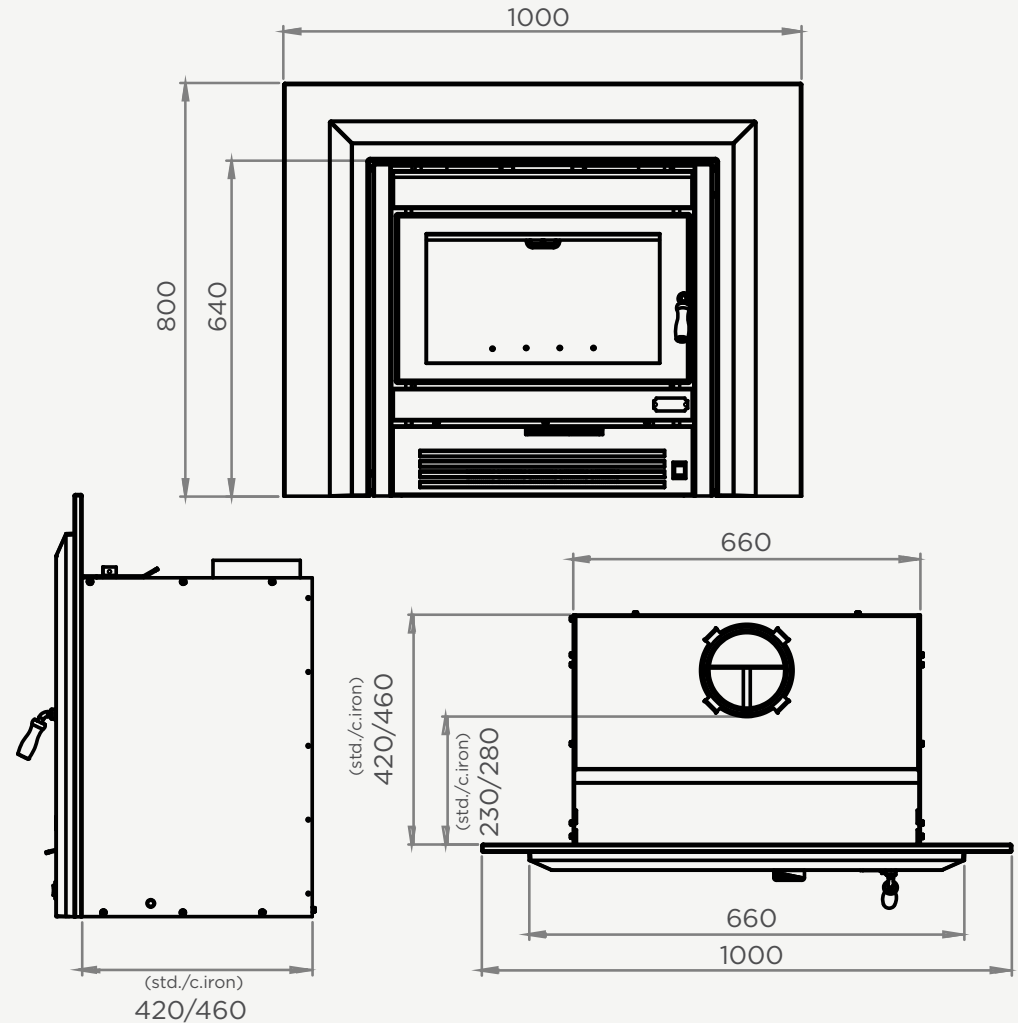
ULTRA CLEAN
BURN



LONG BURN
TIMES



HIGH HEAT
OUTPUT
180-240m²



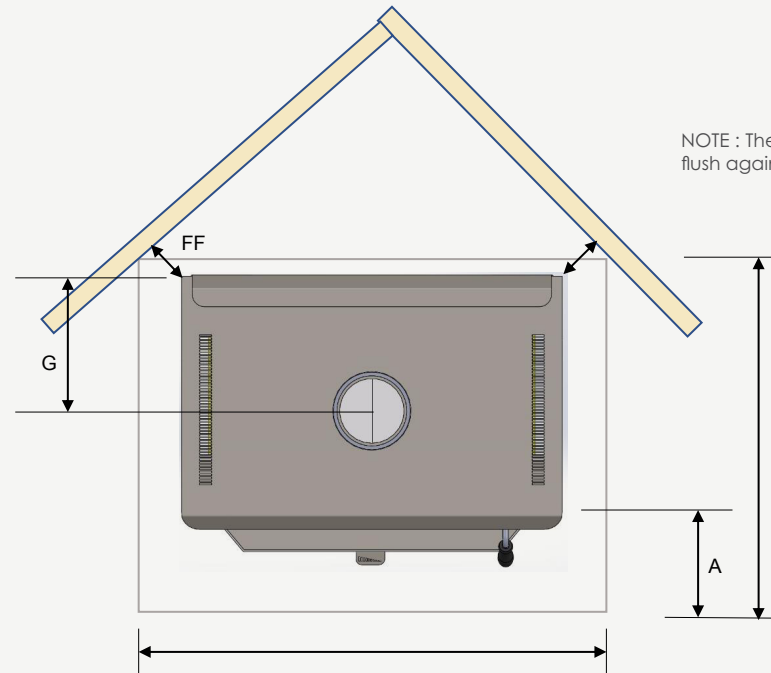
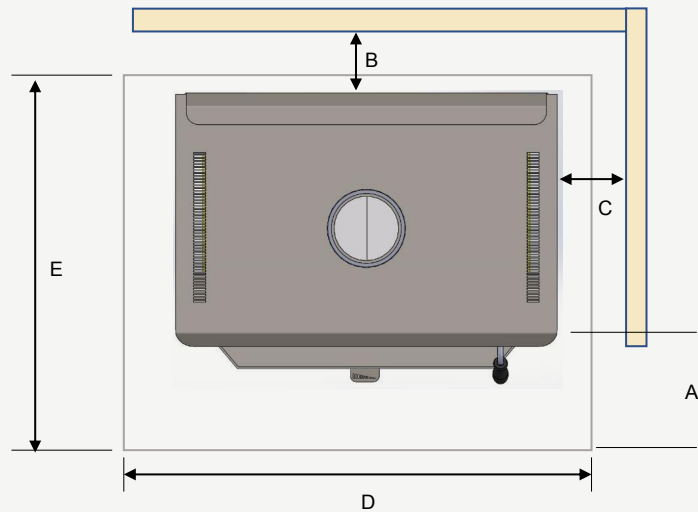
MODEL	A (mm)	B (mm)	C (mm)	D# (std./c.iron)	E# (std./c.iron)	F (mm)	G (mm)	KW**	% Eff.	Fuel Consumption* (kg/hr)	Weight (kg)
SUPER NOVA	800	1000	640	420/460	230/280	660	660	14.5	63	2.4kg/hr	128

#Reference to cast iron fascia (D & E) only relates to Super Nova. Sizes vary due to design and style. A fan must be installed if a timber mantle is used. Flue Size - 150mm.

SPECIFICATIONS

FREESTANDING CLEARANCES

MINIMUM CLEARANCES TO HEAT SENSITIVE MATERIALS
AND MINIMUM FLOOR PROTECTOR REQUIREMENTS



NOTE : The Hearth is not required to sit flush against the rear wall.

MODEL	A (mm)	B (mm)	C (mm)	D (mm)	E (mm)	F (mm)	G (mm)
TEMPO GRAND	450	100	450	895	1135	200	235
TEMPO 3	300	225	250	800	755	125	230
TEMPO STACK	300	225	250	800	755	125	230
C24 / C24 CLASSIC	350	150	450	850	1025	225	170
XL	500	70	490	650	1375	50	250
CELESTIAL	725	100	350	1180	1266	45	252
SUPER NOVA F/S	350	115	125	893	793	125	235
CUBE	300	120	300	875	1004	125	250
CUBE D/S	300	0	375	893	1304	0	302.5

One 900mm length of heatshield must be fitted to the flue to achieve clearances to heat sensitive materials (measurements A B C D E F). For all freestanding models a floor protector is required where the floor is heat sensitive. Thickness to be a minimum of 9mm heat resistant material. With regard to the Coupe Insert and Wall Penetration units; they both require 9mm of non combustible sheet below the unit. All dimensions shown are approximate. Check all dimensions accurately before installation. Before installation refer to the installation instructions. In line with our policy of continuous improvement, we reserve the right to alter specifications without notice.



KEMLAN AUSTRALIAN MADE

With 50 years experience, Kemlan has developed a proven and strong distribution network to service our product and customers. We highly recommend customers purchase from these authorised dealers who provide rigorous and complete customer service. Purchase of a product online is strongly not recommended, as service, safety and customer satisfaction cannot be guaranteed.

Founded from humble beginnings in Brisbane in 1969, Kemlan Industries is today one of the world's leading specialist fireplace design and manufacturing companies. Proud to have remained family owned and Australian made, every Kemlan fireplace is crafted to exacting standards of quality, reliability, and innovative design supported by outstanding service.





NOTES

Reliability | Innovation | Service | Quality

For the entire Kemlan range, visit your nearest showroom
www.kemlan.com.au | 1300 538 627

NSW - 55 Marrickville Road Marrickville 2204

QLD - 13 French Ave Brendale 4500

S.A - 40 Maple Ave Forestville 5035

W.A - 277 Lord Street Perth 6000

VIC - www.kemlan.com.au